



## CARBON

SMARTPHONE COVERS

Instructions and important information


WWW.VIVERSIS.COM

#### PLEASE READ BEFORE INSTALLATION/REMOVAL

Due to the VIVERSIS carbon smartphone covers' precision fit they require careful installation and removal. Please observe the following in order to avoid damaging your smartphone or carbon cover:

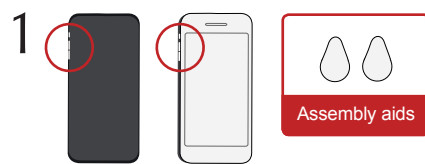
**Make sure you use the assembly aids, as specified in the assembly instructions, when putting the cover on your smartphone!**

- We do not accept any liability for damage during, or resulting from installation or removal!
- Clean the smartphone and carbon cover before assembly in order to remove any dirt particles between them.
- Carefully follow the installation/removal instructions.
- Do not use any sharp or edged objects/tools for installation/removal!

 **This product must not be disposed of with household waste!**

VIVERSIS GMBH • Braitnerstrasse 42 Top 7 • 2500 Baden • AUSTRIA  
Tel. +43 2252 275 050 • info@viversis.com • Product photos©Helmut Mitter  
Adobe Stockphotos: ©2015Michael Burrell; ©Tatiana Shepeleva • Graphics:  
©Doris Swoboda • Layout/conception: CHRONUM Werbung & Design GmbH

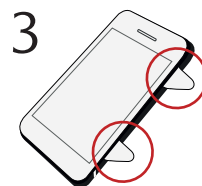
#### FOLLOW STEPS 1 – 3



**(1)** Align the carbon cover exactly with the operating buttons on the smartphone and have the assembly aids ready.

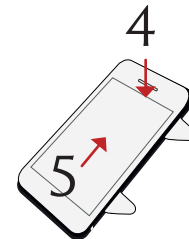


**(2)** Carefully insert the left hand side of the smartphone with the volume buttons.



**(3)** Place the assembly aids between the smartphone and carbon cover on the right hand side.

#### FOLLOW STEPS 4 – 7

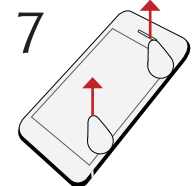


**(4)** Press the top part of the smartphone into the carbon cover.

**(5)** Push the smartphone up completely.



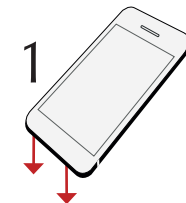
**(6)** Carefully press the bottom part of the cover over the smartphone frame.



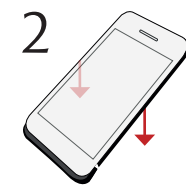
**(7)** Pull the assembly aids out completely and keep for further use. Finished! Enjoy your carbon cover!

#### FOLLOW STEPS 1 – 3

**Do not use any sharp or edged objects!**



**(1)** Press the lower part of the smartphone cover down with your thumb.



**(2)** Press the middle of the cover down from the smartphone with your thumb.



**(3)** Take off the cover from below – finished!

CONGRATULATIONS  
ON YOUR NEW  
CARBON SMARTPHONE COVER!  
OUR COVERS ARE PRODUCED  
IN GERMANY USING  
ADVANCED MANUFACTURING  
PROCESSES AND ARE SUBJECT TO  
STRICT QUALITY CONTROLS.

WWW.VIVERSIS.COM